

East London Children's University™ e-zine issue 28: Step into Summer

Huge congratulations for completing your 2019/2020 school year, well done!!


As we Step into Summer, we have created a wide variety of activities for you to do with your friends and family. Some of our lovely Learning Destinations are beginning to open and you may wish to visit, however your trip may be a little different to normal. You may not be able to get your passport stamped, if you have any problems please contact us at East London Children's University.

How many of our special Bumper Home Challenges can you complete?

Gain one credit in your passport for every activity completed - complete as many as you can. Show evidence to your school coordinator after the summer holidays to get your passport stamped. If you do not have a Children's University passport please use the temporary passport at the back of this ezine and record your hours and evidence to show your School after the holidays.

Twitter - @EastLondon_CU
Email - ELCU@15billionebp.org
Facebook - East London Children's University

Please ensure that you follow all current COVID-19 guidelines.



SUMMER READING CHALLENGE
Take part in the Summer Reading Challenge 2020. Let's get silly!
THE READING AGENCY

MEET THE SILLY SQUAD
Join in #SILLYSQUAD2020

Illustrations © Laura Ellen Anderson 2020

I'M NOT SFFING FURFELT

Meet the Silly Squad and join the Summer Reading Challenge this year!

This year, the Summer Reading Challenge's Silly Squad will celebrate funny books, happiness and laughter. Children taking part in the Challenge will join the Silly Squad, an adventurous team of animals who love to have a laugh and get stuck into all sorts of funny books!

Visit <https://summerreadingchallenge.org.uk/> and ask your grown up to create an account for you.

East London Children's University

Step into Summer Challenge

Activity 1

Wildlife Challenge

Find out about 5 birds that are in your garden or Local Park. Write down a factfile on each of the birds you spot. Make a Bird Feeder Kebab (see page 3) for instructions.

Activity 2

STEM Challenge

Make your very own S'mores oven! Using recycled materials, follow the activity sheet to make your very own Solar powered S'mores oven - Yum! Yum!

Activity 3

Creation Challenge

Do you know what an 'optical illusion' is, can you create your own? We'd love to see any you create - share them with us!

How many 'Step into Summer' challenges can you complete?

Gain 1 hour credit in your passport for every activity completed - complete as many as you can. Show evidence to your school coordinator to get your passport stamped.

Email your pictures to ELCU@15billionebp.org or tweet @EastLondon_CU

Activity 4

Wizarding World of Harry Potter
Find out how Harry Potter comes alive through the magic of film. Create your own Harry Potter movie world, see page 4 for more information.

Activity 5

Create your own wordsearch. Using the template on page 4 create your very own wordsearch for friends and family. You could make it a summer theme, or base it on your favourite hobby/interests.

Activity 6

Working Together Challenge
Ask your family what you can do to help around the house, can you create your very own 'helpers' weekly timetable. Maybe you can offer to make the beds, open the curtains, help with lunch or think of some other ways to help at home.

Get a grown up to help you with these activities

Make your own Bird Feeder Kebab

Activity created by:

RSPB

Visit:

<https://www.rspb.org.uk/fun-and-learning/for-kids/games-and-activities>

No, no, not kebabs made out of birds! Create a yummy kebab, hang it up outside, and hang on for your feathered friends to come flocking for lunch.

You will need

Apples, Bread, Hard cheese (cut all of the above into cube-sized pieces)

Raisins

Floral wire, String

Step-by-step guide

- 1) Carefully thread each piece of food on the floral wire, leaving about 8cm at either end. Bend the ends into little hooks.
- 2) Bend the wire to form a circle, holding the ends together.
- 3) Tie a loop of string on the wire circle and hang your scrumptious kebab up for the birds to feast on.
- 4) Watch the animals as they feed on your feast!

Make your own S'Mores Oven

Activity created by:

Climate Kids - NASA

Visit:

<https://climatekids.nasa.gov/smores/>

Harness the energy of the Sun to make the best snack ever invented, S'mores!

A solar oven is a box that traps some of the Sun's energy to make the air inside the box hotter than the air outside the box. In other words, the solar oven is like a super greenhouse.

You will need:

Cardboard box with attached lid. Lid should have flaps so that the box can be closed tightly. Box should be at least 3 inches deep and big enough to set a pie tin inside.

Aluminium foil, Clear plastic wrap

Glue stick, Tape (transparent tape, duct tape, masking tape, or whatever you have)

Stick (about 1 foot long) to prop open reflector flap. (Use a skewer, knitting needle, ruler, or whatever you have.) Ruler or straight-edge

Visit <https://climatekids.nasa.gov/smores/> for full instructions.

Wizarding World of Harry Potter

Activity created by:
Visit:

Warner Bros the Making of Harry Potter World
<https://www.wbstudiotour.co.uk/at-home/activity-worksheets/>

Immerse yourself into the world of Harry Potter and find out how the characters come alive through set design, make up, costumes and screenplay.

Make your own Wordsearch

 Name _____

Make a Wordsearch

Make a word search with these words,
then trade papers with a friend to solve.

©Christina Winter 2015

MISSION POSSIBLE

Your challenge: My Summer Goals Challenge

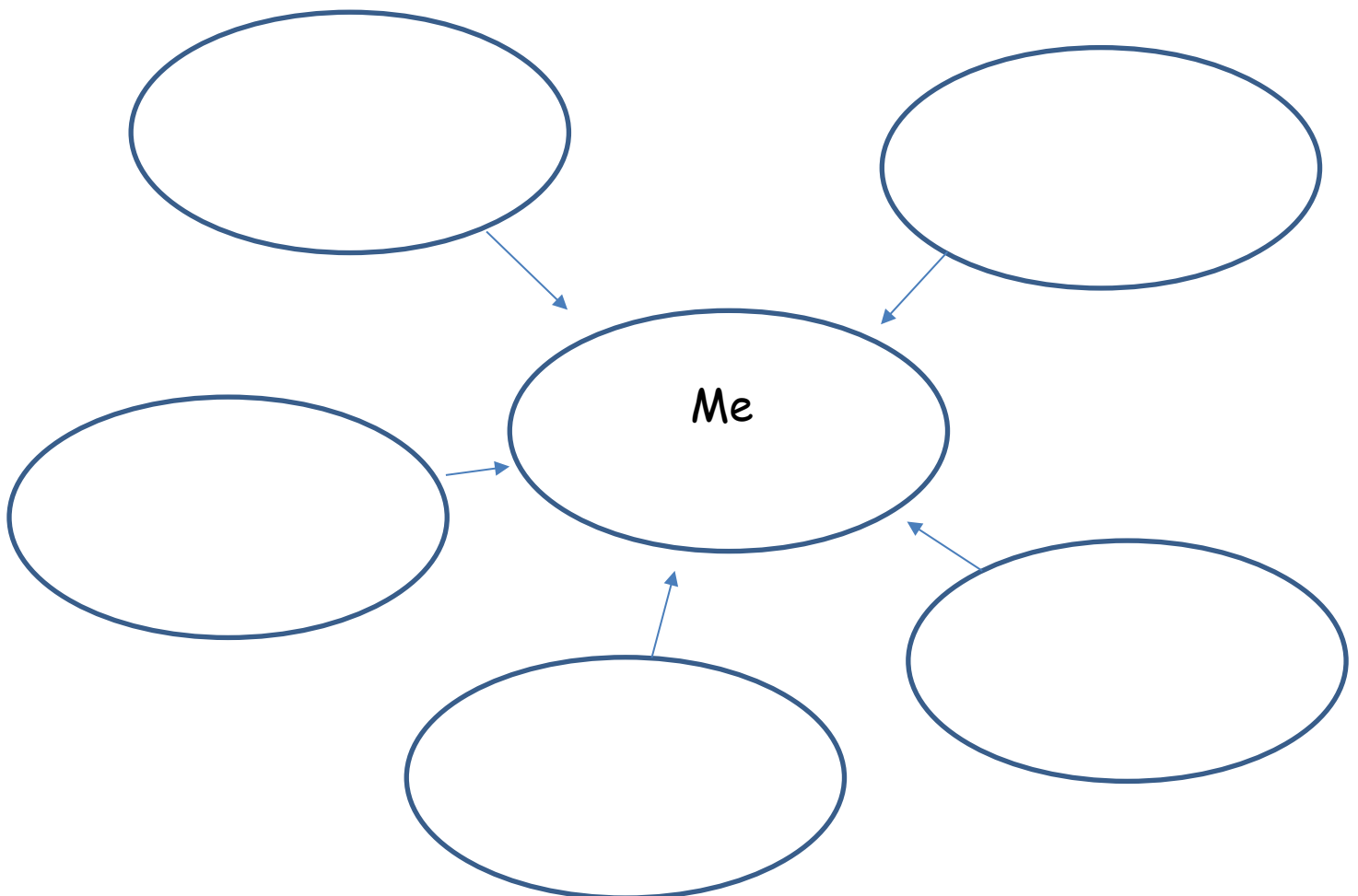
Earn up to 4 Children's University stamps by completing the East London Children's University 'My Summer Goals Challenge'. This summer we want you to identify what your favourite subjects are in and out of school. If you choose to accept your mission you will need to complete four mini challenges, each challenge is worth 1 stamp in your passport to learning.


Step 1:

Identify what you are most interested in at School:

- Think about what subjects make you smile/happy?
- What do you find most interesting?

Things I like most (in school/hobbies):





- Identify your interest - use the 'Me' Diagram on page 4
- What is your favourite subject, what makes you happiest?



Week 1

- Factfile
- Create a Factfile on your favourite interest/subject to help show your family why you love that subject so much
- You can be as creative as you want, you can create a paper factfile, a powerpoint presentation. We want you to showcase your favourite interest and why you like them so much.



Week 2

- Research Skills
- How can you build on your interest at home, perhaps you could look at things you can do at home to develop your interest further.
- Learn a new skill to help develop your interest e.g. if you are interest in helping others you could decide to look at the St Johns Ambulance First Aid resources to complete at home - <https://www.sja.org.uk/get-advice/first-aid-lesson-plans/>



Week 3

- Careers
- Which jobs could you do that use the skills you have developed? Which careers are available within the subjects you like most?
- Create a presentation telling your friends and family why you would be good at your chosen career/job



Week 4

- Promoting your careers
- Tell us about your chosen career!
- Create a poster highlighting your chosen career/jobs.

Collecting your Special Challenge Stamps

Once you have completed your special challenges, ask your grown-up to email us some pictures of your completed challenges to at ELCU@15billionebp.org to get your special Challenge certificate and Children's University stamps.

Learning Destinations

What's going on in the holidays...



How to get a Blue Peter Badge!

A Blue Peter Badge is a special award given to people who appear on the show, or in recognition of achievement. Applicants must be 6 - 16 years old.

Badge owners can get free entry into over 200 Blue Peter Badge attractions around the country such as theme parks, zoos and castles. How about writing to Blue Peter to tell them about your achievements whilst collecting stamps at East London Children's University?

To find out how to apply, follow this link:

<http://www.bbc.co.uk/cbbc/findoutmore/apply-for-a-blue-peter-badge>

National Children's University Challenges

We have been working closely alongside our wonderful learning destinations to create a range of nationally validated virtual learning destinations. Visit our website -

<https://www.childrensuniversity.co.uk/get-involved/activities-to-do-at-home-and-online/> and get access to a wide range of virtual activities including:

- Kindness Challenge
- Bigfoot Creative Arts Activity Packs
- Money Matters Worksheet - Rooster Money
- Art Gallery tours
- Draw along with Nick Sharratt
- Chatter Pack
- Mystery Science
- Sport England - How to Stay Active at Home
- Cruise Challenge

If you complete any of these activities please complete our Virtual Passport record on the next page to help you record what you have done so that we can issue you stamps in your passport to learning.

Activity Record

Child's Name:

School:

Activity - What did you do	What was the outcome/Evidence?	What did you learn?	Did you enjoy the activity?

Children's University for Grown Up's

At East London Children's University we are passionate about promoting a lifelong love of learning both inside and outside the classroom, with this in mind, here are some free resources available to you to help you continue learning alongside your little Children's University member

- FutureLearn - www.futurelearn.com
Wide range of free courses including COVID-19 Psychological First Aid
- Open University - www.open.edu
Over 200 free courses including education & development, money & business, health, the arts, and history.
- Learn a language - visit Duolingo to learn a language
- Helping your child with Maths - visit <https://www.bbc.co.uk/cbeebies/grownups/help-your-child-with-maths?collection=have-fun-at-home>
- Keeping active at home - www.sportengland.org

Feedback

Your feedback is very important to us, if you have any ideas for great Learning Destinations please let us know! If you have any comments, concerns or have problems getting your passport stamped, please contact us:

Email: ELCU@15billionebp.org
Twitter: @EastLondon_CU
Facebook: East London Children's University

Dont forget to take your passport and collect your stamps, we hope to see you at our next graduation ceremony!

The word 'feedback' is written in a playful, multi-colored font. Each letter is a different color: 'f' is green, 'e' is red, 'e' is blue, 'd' is yellow, 'b' is red, 'a' is green, 'c' is blue, and 'k' is yellow. The letters are slightly overlapping and have a soft shadow effect.